

# MULTI-AGENCY HATE RESPONSE STRATEGY (M.A.H.R.S.)



## QUARTER 3 - (2014/2015) INCIDENT REPORT

October - December, 2014



# Table of Contents

<b>1. Introduction</b>	<b>03</b>
<b>2. Results</b>	
Agencies	<b>03</b>
Number of Incidents	<b>04 - 05</b>
Crime/Charges	<b>05- 06</b>
Crimes Detection	<b>06</b>
Ethnicity of Victims	<b>07</b>
Ethnicity of Perpetrators	<b>08</b>
Crime Types	<b>09</b>
Locations	<b>10</b>
<b>3. Summary</b>	<b>11</b>
<b>4. Conclusions</b>	<b>11</b>
<b>5. Recommendations</b>	<b>12</b>
<b>6. Appendices</b>	<b>13 - 15</b>

\* \* \*

## 1. INRODUCTION


The following graphs and tables provide information associated with **Hate Incidents** as obtained from one (1) agency in the above mentioned Quarter.

## 2. RESULTS

**Table 1(a) and Graph (1b)** below shows that all of the incidents were reported by the police.

No.	Agency	No. of Incidents Reported
1.	Police Scotland	95
2.	Central Scotland REC	0
3.	Falkirk Council	0
4.	Forth Valley College	0
5.	Clackmannanshire Council	0
6.	Stirling Council	0
7.	NHS, Forth Valley	2
8.	Victim Support	0
9.	COPFS	0
10.	Fire & Rescue Service	0
11.	University of Stirling	0
<b>Total Incidents</b>		<b>97</b>

**1 (a)**



**1 (b)**

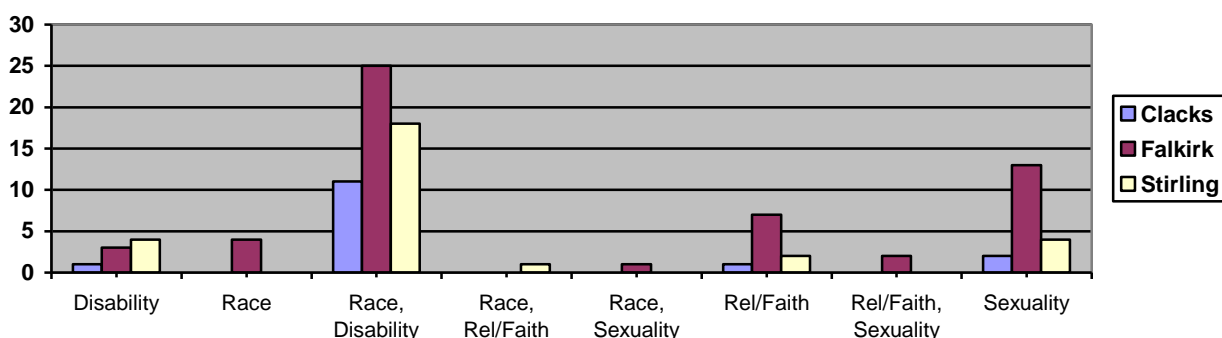
### Notes

- Reports were received by Polish Scotland and NHS Forth Valley. One of the reports received by NHS FV was also replicated by the Police Scotland.

**Table 2 (a) and Graph 2 (b) below shows a breakdown on the number of Incidents.**

Hate Motive	Area			
	Clacks	Falkirk	Stirling	Grand Total
Disability		4		4
Race	11	25	18	54
Race, Disability			1	1
Race, Rel/Faith			4	4
Race, Sexuality		2		2
Rel/Faith	1	7	2	10
Rel/Faith, Sexuality		2		2
Sexuality	2	13	4	19
Unknown		1		1
Grand Total	14	54	29	97

**2 (a)**



**2 (b)**

**Notes**

- As Table (2a) shows, the highest amount of Incidents that occurred are again motivated by *Race* making up almost 57% of all incidents. This is lower than the amount of racially motivated incidents than last quarter which was almost 64% of all incidents. This shows a decrease of 7%.
- Religion/Faith is the second highest motivation which is the same as last quarter. Race and Disability, Race and Sexuality were there lowest reported with only 1 case each in this quarter.
- 2 (a) and Graph 2(b) both show that the highest amount of incidents again occurred in the *Falkirk* area with the least occurring in *Clackmannanshire*.
- The reason for the ‘Unknown’ was that there was not enough information given in the report by NHS Forth Valley in order to ascertain what the motivation behind the Hate Crime was.

These incidents make up nearly 55% of hate incidents. This relates to *Falkirk Council's* population of 52%. *Stirling* account for nearly 31% of hate incidents whilst making up a population of around 31% and Clackmannanshire account for nearly 15% of incidents with a population of 17%.

**Table 3 below provides a count of the number of Police charges raised in relation to hate incidents.**

Crime Type	Area			Grand Total
	Clacks	Falkirk	Stirling	
Assault		2		2
Assault to injury		2		2
Breach of the Peace		3		3
CJLSA S38	6	24	13	43
CLCSA S50	10	13	10	33
Communications Act		7	5	12
No Crime		4		4
Vandalism		1	7	8
<b>Grand Total</b>	<b>16</b>	<b>56</b>	<b>35</b>	<b>107</b>

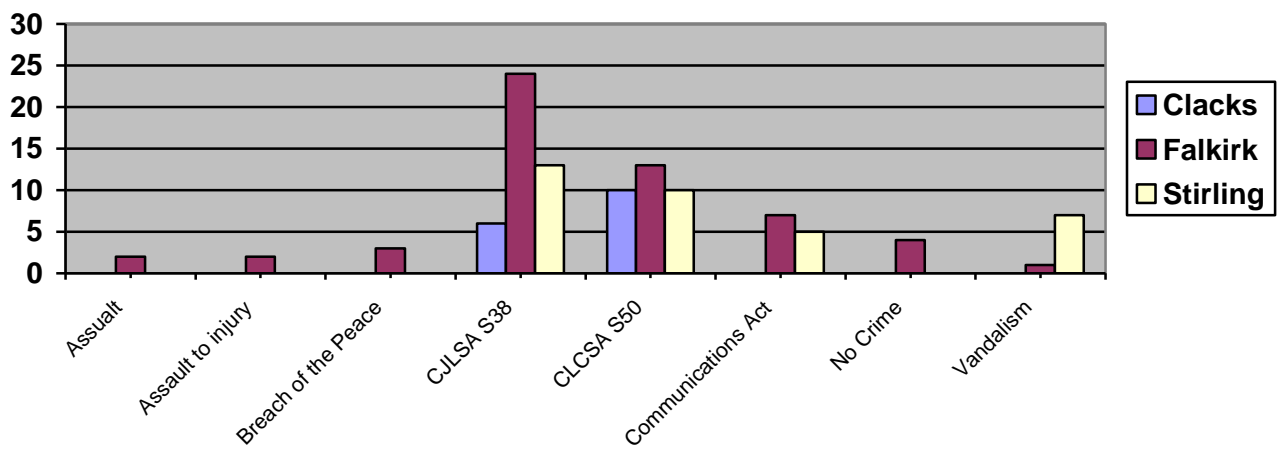
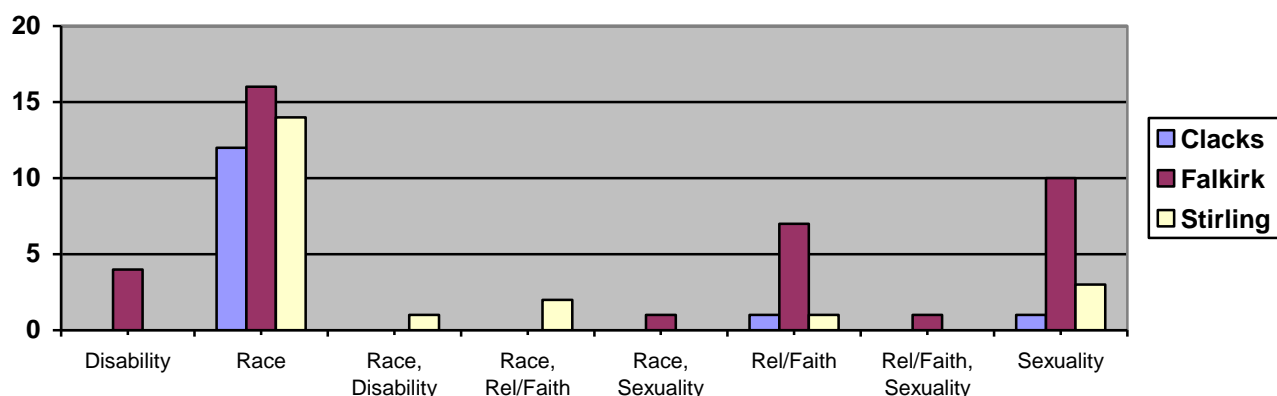


Table 4 (a) and Graph (b) below provides a count of all the Police charges detected.

No crimes Detected/ Hate Motive	Area			
	Clacks	Falkirk	Stirling	Grand Total
Disability		4		4
Race	12	16	14	42
Race, Disability			1	1
Race, Rel/Faith			2	2
Race, Sexuality		1		1
Rel/Faith	1	7	1	9
Rel/Faith, Sexuality		1		1
Sexuality	1	10	3	14
<b>Grand Total</b>	<b>14</b>	<b>39</b>	<b>21</b>	<b>74</b>

4(a)



4(b)

Thus detection rates for each area are as follows:-

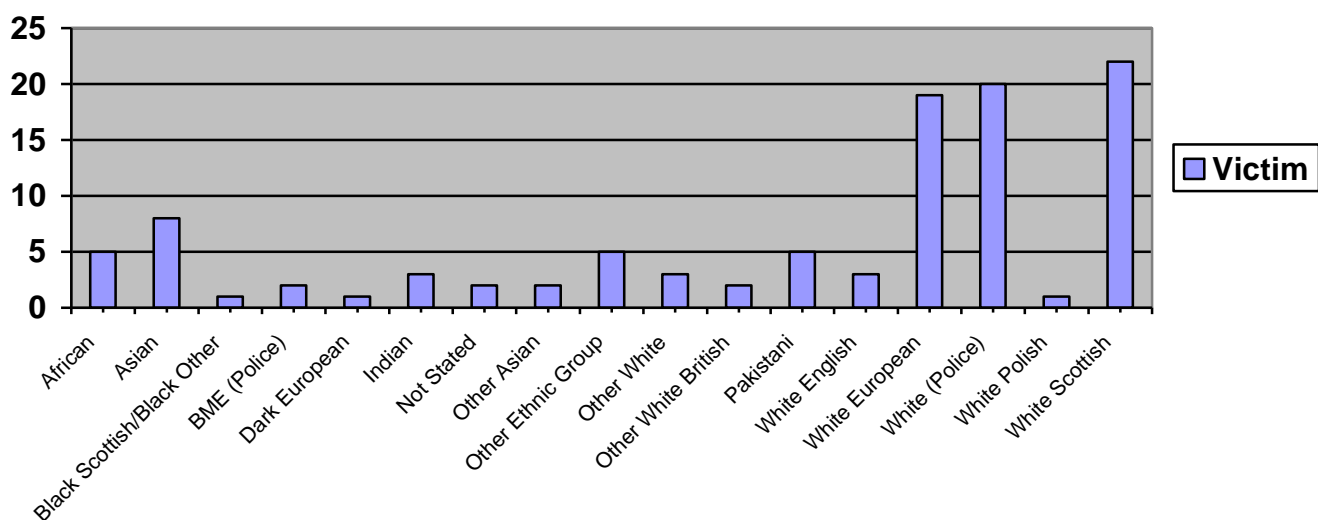
(Q2) - 2014/2015	(Q2) - 2013/2014
Falkirk – 75%	Falkirk – 75%
Stirling – 72.4%	Stirling – 83%
Clacks – 100%	Clackmannanshire – 78%
<b>Overall – 77.89%</b>	<b>Overall – 78%</b>

As you will notice, the detection rate has decreased from what was recorded in previous year's 1<sup>st</sup> quarter where it was 78%. The reason behind this was that the 2013/14 2<sup>nd</sup> quarter was over a 6 month reporting period instead of the average 3 month period.

**Table 5 (a) and Graph 5 (b) below provide a count of the Ethnicity of victims of all Hate Motivated Incidents**

Victims Ethnicity	Victim Gender			Grand Total
	F	M	Unknown	
African	1	4		5
Asian		8		8
Black Scottish/Black Other		1		1
BME (Police)		2		2
Dark European		1		1
Indian		3		3
Not stated	1	1		2
Other Asian		2		2
Other Ethnic Group		5		5
Other White	1	2		3
Other White British		2		2
Pakistani		5		5
White English		3		3
White European	10	9		19
White (Police)	3	17		20
White Polish		1		1
White Scottish	9	13		22
<b>Grand Total</b>	<b>25</b>	<b>79</b>		<b>104</b>

**5 (a)**

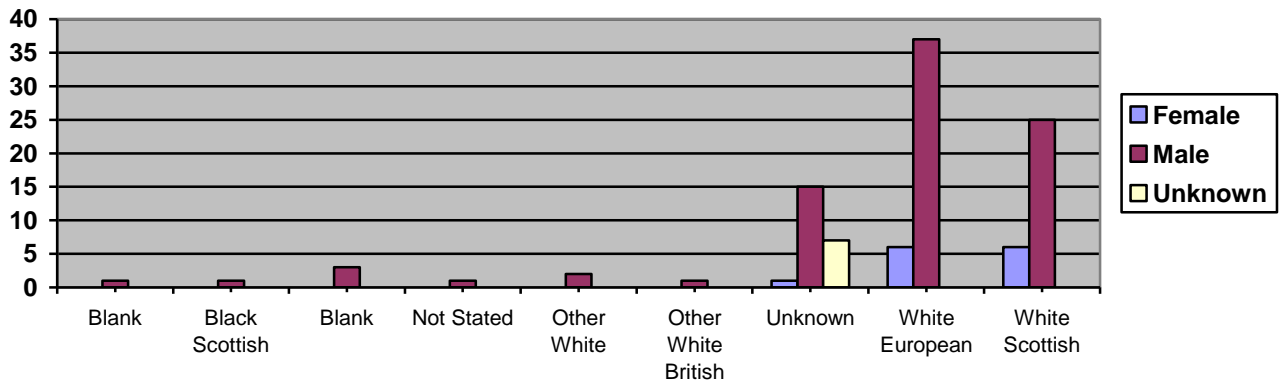


**5 (b)**

The above table shows that the highest number of victims is recorded under the unknown category followed by **White Scottish**. This continues the trend from the same quarter last year.

**Table 6 (a) and Graph 6 (b) below provide a count of the Ethnicity of the Perpetrators of all Hate Motivated Incidents**

Perpetrator's Ethnicity	Perpetrator's Gender			
	F	M	Unknown	Grand Total
Black Scottish		1		1
Blank		3		3
Not Stated		1		1
Other White		2		2
Other White British		1		1
Unknown	1	15	7	23
White European	6	37		43
White Scottish	6	25		31
<b>Grand Total</b>	<b>13</b>	<b>85</b>	<b>7</b>	<b>105</b>



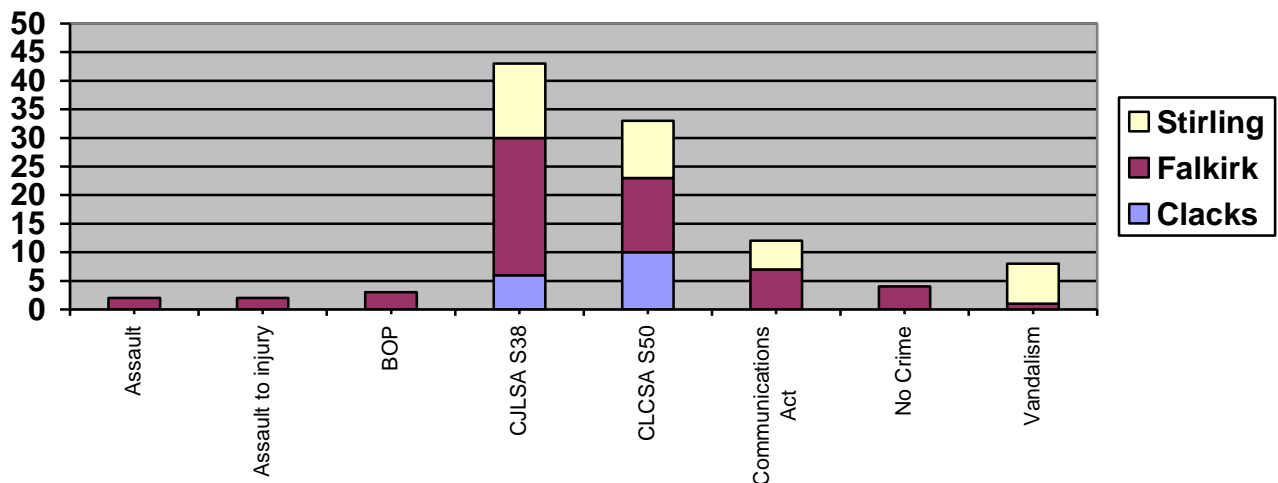
The above table shows that highest number of Perpetrators *White European*, followed by *White Scottish*. This continues the trend from the same quarter last year.



Table 7 (a) and Graph 7 (b) below provides a count of all the crimes types in relation to the Hate Motive.

Crime Type	Area			
	Clacks	Falkirk	Stirling	Grand Total
Assault		2		2
Assault to injury		2		2
BOP		3		3
CJLSA S38	6	24	13	43
CLCSA S50	10	13	10	33
Communications Act		7	5	12
No crime	4			4
Vandalism		1	7	8
<b>Grand Total</b>	20	52	35	<b>107</b>

7 (a)



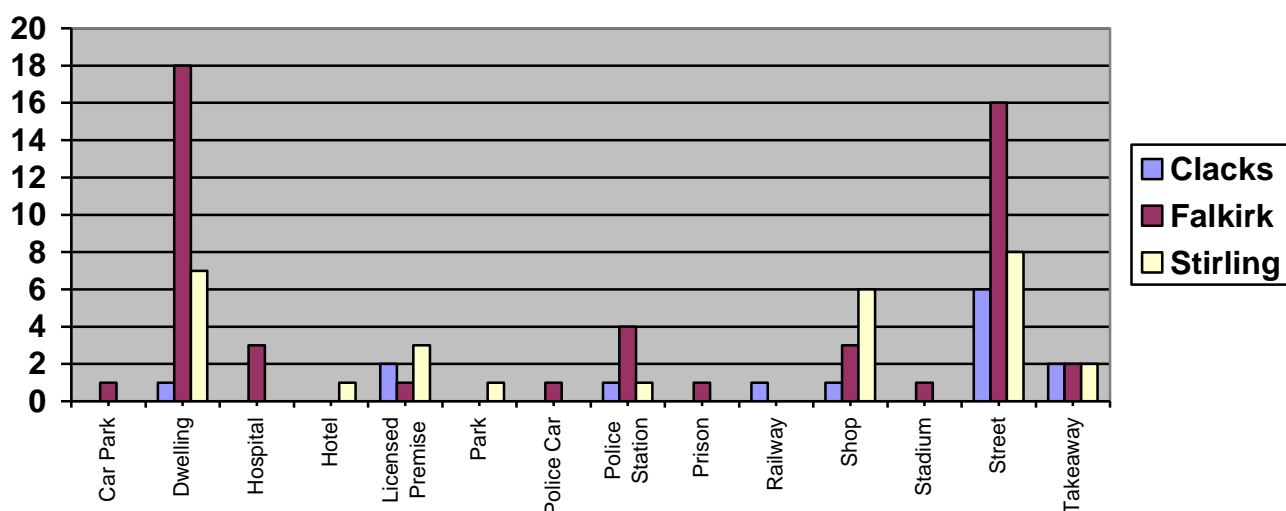
7 (b)

CJLSA S38 was the most prevalent crime that perpetrators have been charged with. This is a change in trend from the previous quarter where CJLSA 38 and CJLSA S50 (Racially Aggravated Behaviour) were jointly the highest crime type. The CJLSA S50 is the second highest crime type. If there are two witnesses a S50 charge is labelled, but if there is only one then a CJLSA S38 offence would be labelled.

**Table 8 (a) and Graph 8 (b) below shows location of All Hate Incidents Recorded**

Locus	Area			
	Clacks	Falkirk	Stirling	Grand Total
Car Park		1		1
Dwelling	1	18	7	26
Hospital		4		4
Hotel			1	1
Licensed Premise	2	1	3	6
Park			1	1
Police Car		1		1
Police Station	1	4	1	6
Post Office		1		1
Prison		1		1
Railway	1			1
Shop	1	3	6	10
Stadium		1		1
Street	6	16	8	30
Takeaway	2	2	2	6
<b>Grand Total</b>	<b>14</b>	<b>53</b>	<b>29</b>	<b>96</b>

**8 (a)**



**8 (b)**

On the *street*, closely followed by *dwelling*, is where the majority of incidents seem to occur. This continues the trend compared to the same quarter last year.

There is a difference in numbers to table 1a) due to the duplication that was received from NHS FV and Police Scotland.

### 3. **SUMMARY**

From this report, the key notes are:-

- The number of ***Hate Incidents*** reported in the last quarter has decreased by 127 compared to same time last year.
- The only increase in hate crime this quarter has been on *Sexuality* which has increased by 16 and *Race & Religion and Faith* which has increased to 3. *Religion and Faith & Sexuality* has been a new crime hate crime category this quarter. All other incidents fell, especially *Race* which fell by a significant 53 and *Race/Disability* which fell by a massive 121. This could be because the previous year's quarter was reported through 6 months instead of 3 months.
- Detection rate has stayed at the same level as the previous year's quarter.
- The majority of victims state their ethnicity as *White Scottish, White European and White (Police)* which continues the trend from the similar quarter last year where the only change being that last year there was a high number of victims' ethnicity unknown and no *White (Police)* had been registered as victims.
- The dominant crime type charge this quarter has been CJLSA 38 (Threatening Behaviour) with CLCSA S50 (Racially Aggravated Behaviour) coming in a close second. This follows the same pattern as the previous year's quarter.
- The rise in reporting against *Sexuality* type hate crime may be due to the positive work that has been undertaken by partner organisations in raising awareness through initiatives like Forth Valley Domestic Violence Forum and LGBT Group.

### 4. **CONCLUSIONS**

In comparison to the corresponding period contained in the Scottish 2013/2014 Hate Crime Report, Central Scotland region somewhat matched the overall trends.

## **5. RECOMMENDATIONS**

Again, whereas it has to be acknowledged the cooperation by the some of the Third Party Reporting partners, it also has to be acknowledged that most partners are submitting no returns.

It is widely accepted that Hate Incidents are potentially under reported and it is our responsibility as strategic leads that we continue to collate and record all incidents accurately. This will help us to compile reports that are a true reflection of what is happening on the ground.

On behalf of all at CSREC, I would like to thank Mike Parsons for his co-operation and support while compiling this report.

Thank you.

**Gillian Currie**

**For and on behalf of Central Scotland Regional Equality Council**

## Enclosed Appendix A-D

### Appendix (a) - Count of Hate Crimes (Q2/3 - 2013/2014)

Hate Motive	Area			
	Clacks	Falkirk	Stirling	Total
Disability	1	11	2	14
Race		1		1
Race, Disability	12	65	45	122
Race, Rel/Faith			1	1
Race, Sexual	2	3		5
Rel/Faith	1	24	11	36
Sexual		3		3
Disability, Sexual		3	2	5
Rel/Faith, Sexual	7	21	9	37
<b>Total</b>	<b>23</b>	<b>131</b>	<b>70</b>	<b>224</b>

### Appendix (b) Ethnicity of victims of all Hate Motivated Incidents (Q2/3 - 2013/2014)

Ethnicity	Female	Male	Total
African		4	4
Any Mixed Ethnic Group		1	1
Asian	2	6	8
Black Other	1		1
Chinese		2	2
Dark European		2	2
Indian	2	7	9
Not Stated		1	1
Other Asian		2	2
other ethnic group	1	2	3
Other White	1	7	8
Other White British	2	3	5
Pakistani	3	12	16
Unk	12	59	71
White English	5	3	8
White European	9	17	26
White Northern Irish	1		1
White Polish	5	1	6
White Scottish	22	38	60
<b>Grand Total</b>	<b>66</b>	<b>167</b>	<b>234</b>

**Appendix (C) a count of all the crimes types (Q2/3 - 2013/2014)**

Crime Type	Disability	Disability/Rel/Faith	Race	Race, Disability	Race, Sexuality	Rel/Faith	Rel/Faith/Race	Rel/Faith/Sexual	Sexuality	<b>Grand Total</b>
Assault			5			1			5	11
Assault to Injury			1			1				2
BOP	2		6			5			8	21
CJLSA S38	12	1	28			26		2	25	94
CLCSA S50			82	1	1	2	3			89
Communications Act			6			1			3	10
Conditions Of Bail									1	1
Offensive behaviour at Football match						2				2
Postal Services Act						1				1
Railways Act									1	1
Vandalism			6			3			3	12
<b>Grand Total</b>	<b>14</b>	<b>1</b>	<b>134</b>	<b>1</b>	<b>1</b>	<b>42</b>	<b>3</b>	<b>2</b>	<b>46</b>	<b>244</b>

**Appendix (D) Count of Locus (Q2/3 - 2013/2014)**

<b>Hate Crime</b>	<b>Disability</b>	<b>Race</b>	<b>Rel/ Faith</b>	<b>Sexu al</b>	<b>Rel/Fait h/Race</b>	<b>Race/ Sexual</b>	<b>Rel/Faith/ Sexual</b>	<b>Disability/ Rel/Faith</b>	<b>Race/ Disability</b>	<b>Total</b>
Locus										
Dwelling	6	40	10	9	1		1			67
Hospital		1				1				2
Park	1	1		1						3
Police Office				2						2
Police Vehicle			1	1	1		1			4
Prison		2								2
Road				1						1
School		2	1	1						4
Shop	2	12		2						16
Street	4	41	11	9	1	1	2	1		70
Office						1				1
Restaurant		1	1							2
University			1							1
Garage		2								2
Takeaway		5							1	6
Licensed Premises	2	6		1						9
Hotel		1	1	1		1				4
Police Station		4	7	7		1	1			20
Hostel				1						1
Car Park		1								1
Vehicle		4								4
Bus Station		1								1
House				1						1
Licensed club		1								1
Police Veh			2							2
Court		1								1
Train				1						1
Stadium			2							2
Common Close		1		1						2
Pavilion			1							1
Licenced Prem		1								1
<b>Grand Total</b>	<b>15</b>	<b>128</b>	<b>38</b>	<b>39</b>	<b>3</b>	<b>5</b>	<b>5</b>	<b>1</b>	<b>1</b>	<b>235</b>

- The End -