

# MULTI-AGENCY HATE RESPONSE STRATEGY (M.A.H.R.S.)



## QUARTER 1 - (2016/2017) INCIDENT REPORT

April-June 2016



# Table of Contents

<b>1. Introduction</b>	<b>03</b>
<b>2. Results</b>	
Agencies	<b>03</b>
Number of Incidents	<b>04</b>
Crime charges raised	<b>05</b>
Crimes Detection	<b>06</b>
Ethnicity of Victims	<b>07</b>
Ethnicity of Perpetrators	<b>08</b>
Crime Types	<b>09</b>
Locations	<b>10</b>
<b>3. Summary</b>	<b>11</b>
<b>4. Conclusions</b>	<b>11</b>
<b>5. Recommendations</b>	<b>11</b>
<b>6. Appendices</b>	<b>12 - 13</b>

\* \* \*

## 1. INRODUCTION

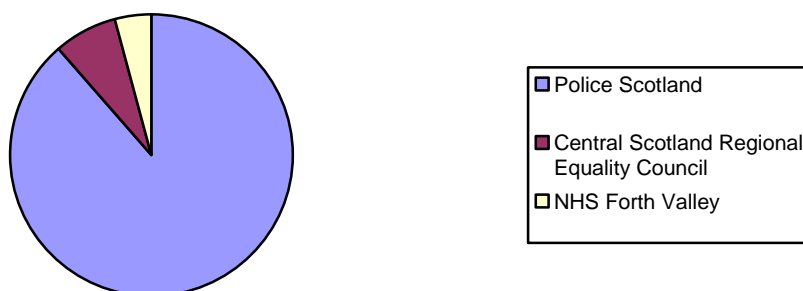
The following graphs and tables provide information associated with **Hate Incidents** as obtained from five agencies in the above mentioned quarter.

## 2. RESULTS

**Table 1(a) and Graph (1b)** below shows all of the incidents that were reported by the MAHRS partners.

No.	Agency	No. of Incidents Reported
1.	Police Scotland	108
2.	Central Scotland Regional Equality Council (CSREC)	9
3.	Falkirk Council	Reported directly to Police Scotland
4.	Forth Valley College	0
5.	Clackmannanshire Council	No reports
6.	Stirling Council	No reports
7.	NHS, Forth Valley	5
8.	Victim Support	0
9.	COPFS	No reports
10.	Scottish Fire & Rescue Service	0
11.	University of Stirling	0
<b>Total Incidents</b>		<b>122</b>

**1 (a)**



**1 (b)**

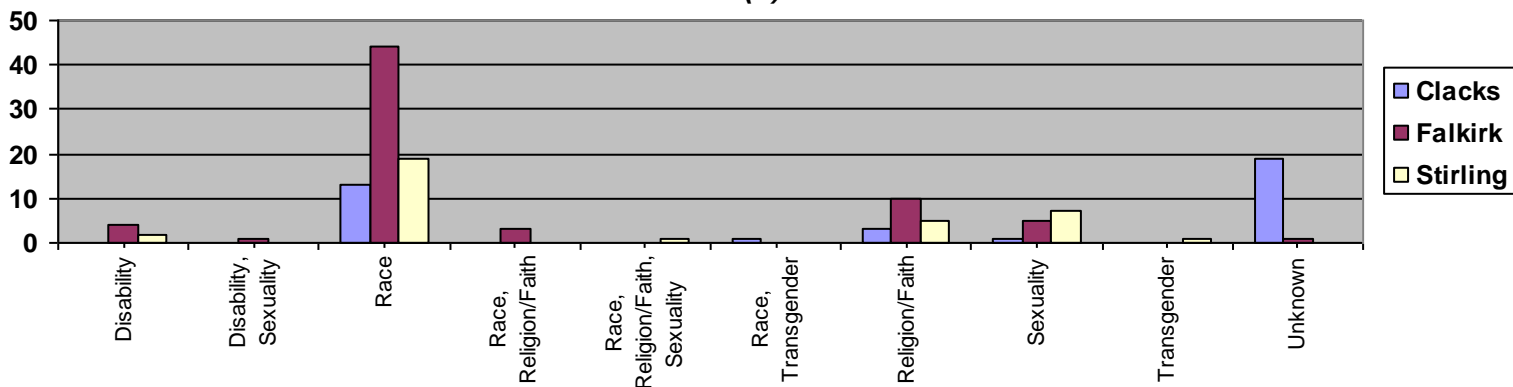
### Notes

- Data was submitted by CSREC, Forth Valley College, NHS FV, Police Scotland, Scottish Fire and Rescue Service and Victims Support.

Table 2 (a) and Graph 2 (b) below shows a breakdown on the number of Incidents.

Hate Motive	Area			
	Clacks	Falkirk	Stirling	Grand Total
Disability		4	2	6
Disability, Sexuality		1		1
Race	13	44	19	76
Race, Religion/Faith		3		4
Race, Religion/Faith, Sexuality			1	1
Race, Transgender	1			1
Religion/Faith	1	10	5	16
Sexuality	3	5	7	15
Transgender	1		1	2
Unknown		1		1
Grand Total	19	69	35	122

2 (a)



2 (b)

### Notes

- As Table (2a) shows, the highest amount of Incidents that occurred are again motivated by *Race* making up 62% of all incidents. This is lower than the amount of racially motivated incidents than last quarter which was almost 64% of all incidents. This shows a decrease of around 2%.
- *Religion/Faith* is the second highest motivation which is different from the previous quarter where *Sexuality* was the second highest hate motive. *Disability & Sexuality, Race & Religion/Faith, Race & Religion/Faith & Sexuality and Race & Transgender* hate motives were the lowest with only 1 case each in this quarter.
- 2(a) and 2(b) both show that the highest number of incidents again occurred in the *Falkirk* area with the least occurring in *Clackmannanshire*.

The incidents reported in Falkirk make up 56.5% of hate incidents which relates to Falkirk Council's population of 52%. Stirling incidents account for 28.5% of hate incidents whilst making up a population of around 31% and Clackmannanshire incidents account for 15.5% of incidents with a population of 17%.

Table 3 below provides a count of the number of Police charges raised in relation to hate incidents.

Crime Type	Area			
	Clacks	Falkirk	Stirling	Grand Total
Assault	1	3	3	7
Assault to injury		1	1	2
Breach of the Peace (BOP)		1	2	3
CJLSA S38	7	24	11	42
CLCSA S50	5	14	11	30
Communications Act		2		2
Hate Incident		1	2	3
Licensing Scotland Act		2		2
Offensive Behaviour at Football		1		1
Stalking		1		1
Vandalism	2	1		3
<b>Grand Total</b>	<b>15</b>	<b>51</b>	<b>30</b>	<b>96</b>

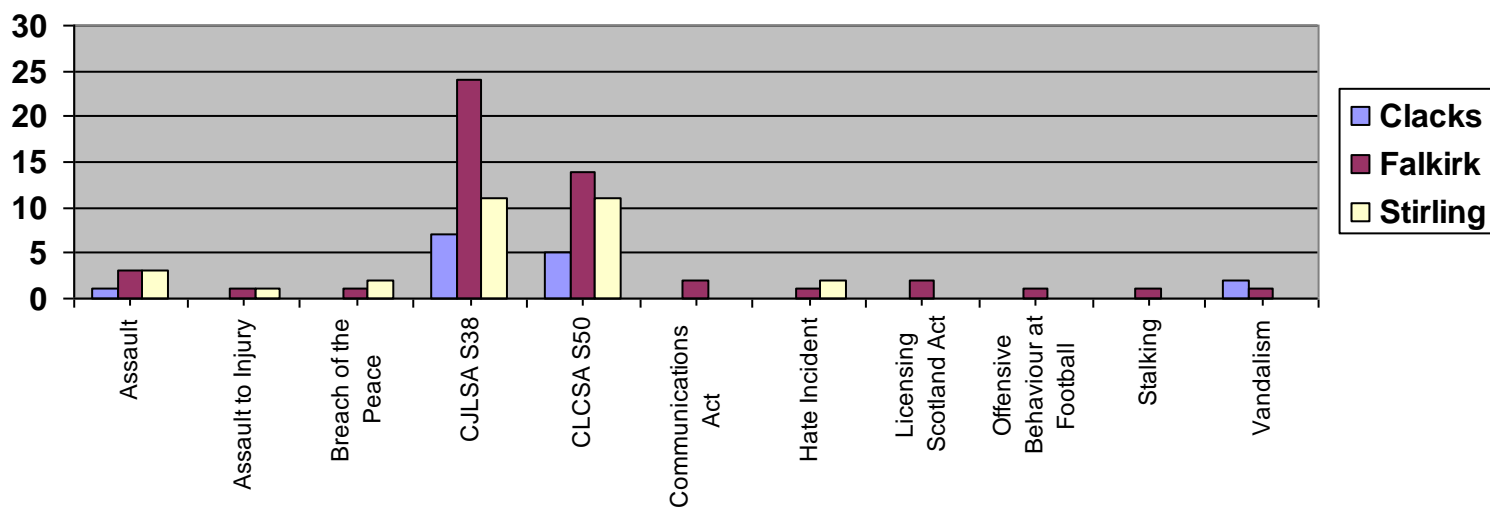
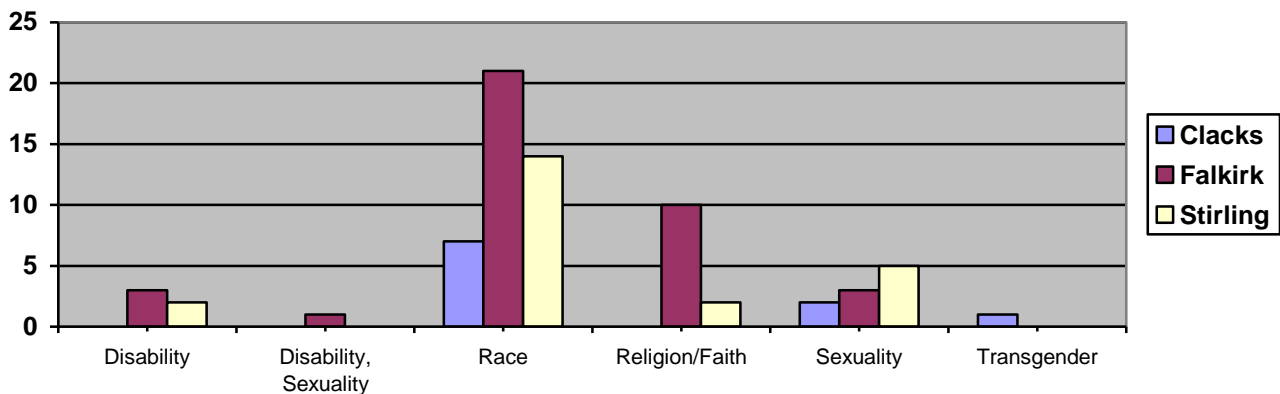


Table 4 (a) and Graph (b) below provides a count of all the Police charges detected.

No crimes Detected/ Hate Motive	Area			
	Clacks	Falkirk	Stirling	Grand Total
Disability		3	2	5
Disability, Sexuality		1		1
Race	7	21	14	42
Religion/Faith		10	2	12
Sexuality	2	3	5	10
Transgender	1			1
<b>Grand Total</b>	10	38	23	71

4(a)



4(b)

Thus detection rates for each area are as follows:-

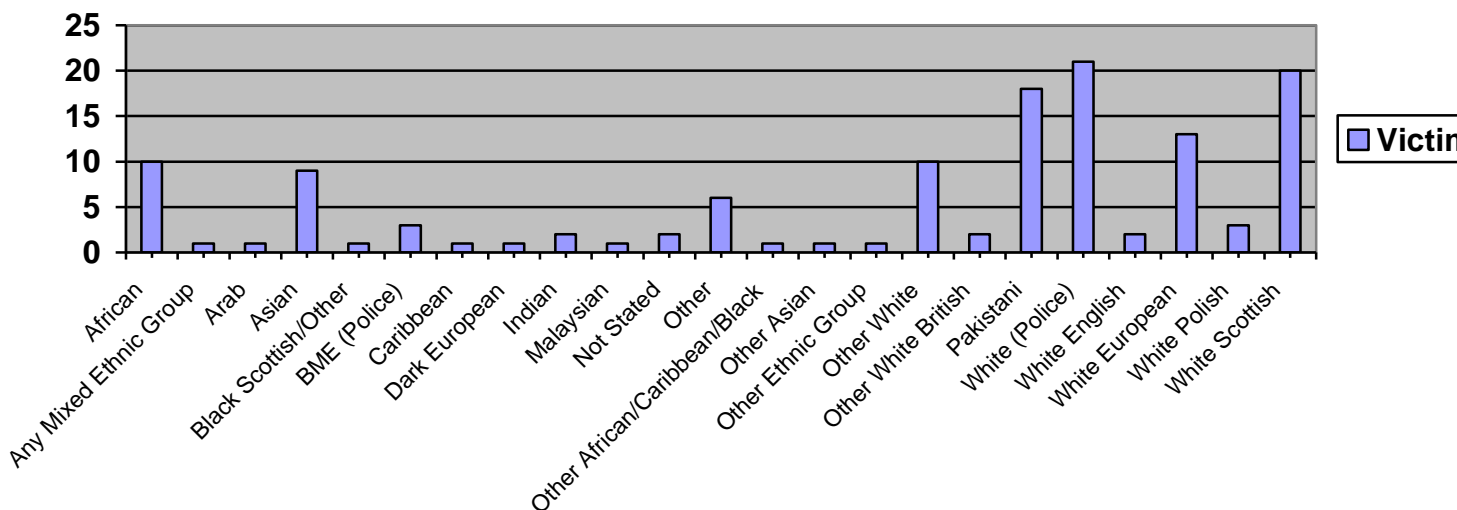
(Q1) – 2016/17	(Q1) – 2015/16
Falkirk 55%	Falkirk – 89.5%
Stirling 66%	Stirling – 85%
Clacks 53%	Clacks – 68%
<b>Overall 58%</b>	<b>Overall – 83%</b>

As you will notice, the detection rate has overall has decreased by 25% from what was recorded in previous year's 1<sup>st</sup> quarter where it was 83% - all areas have had a decrease in detection rates.

**Table 5 (a) and Graph 5 (b) below provide a count of the Ethnicity of victims of all Hate Motivated Incidents**

Victims Ethnicity	Victim Gender			Grand Total
	F	M	Unknown	
African	4	6		10
Any Mixed Ethnic Group		1		1
Arab	1			1
Asian		9		9
Black Scottish/Black Other		1		1
BME (Police)	1	2		3
Caribbean		1		1
Dark European	1			1
Indian		2		2
Malaysian		1		1
Not Stated		1	1	2
Other	1		5	6
Other African/Caribbean/Black		1		1
Other Asian	1	1		2
Other Ethnic Group	1			1
Other White	4	6		10
Other White British		2		2
Pakistani	3	15		18
White (Police)	3	18		21
White English	1	1		2
White European	3	10		13
White Polish	3			3
White Scottish	6	14		20
<b>Grand Total</b>	<b>33</b>	<b>93</b>	<b>6</b>	<b>132</b>

**5 (a)**



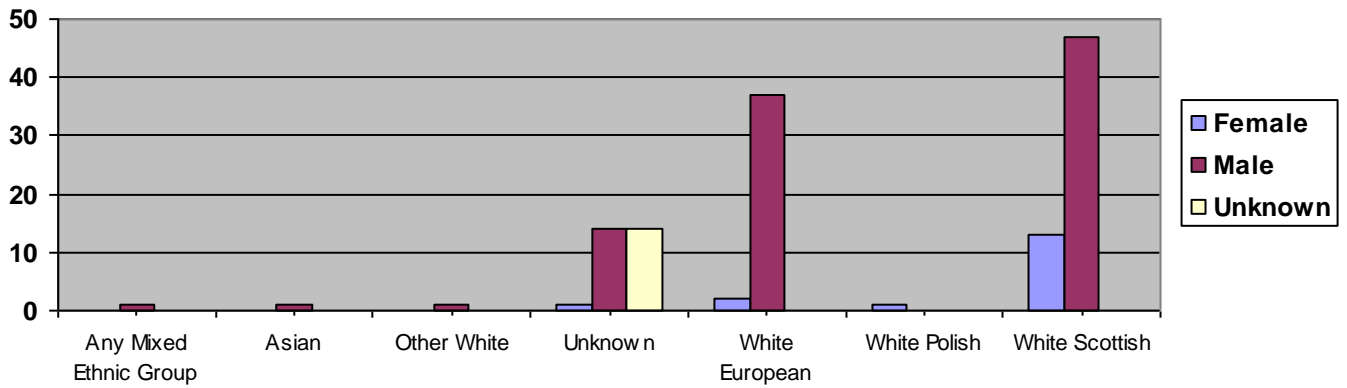
**5 (b)**

The above table shows that the highest number of victims is recorded **White (Police)** closely followed by **White Scottish** and then **Pakistani**. This mostly continues the trend from the previous quarter, except that Pakistani was not one of the highest victims previously.

Table 6 (a) and Graph 6 (b) below provide a count of the Ethnicity of the Perpetrators of all Hate Motivated Incidents

Perpetrator's Ethnicity	Perpetrator's Gender			
	F	M	Unknown	Grand Total
Any Mixed Ethnic Group		1		1
Asian		1		1
Other White		1		1
Unknown	1	14	14	29
White European	2	37		39
White Polish	1			1
White Scottish	13	47		60
<b>Grand Total</b>	<b>17</b>	<b>101</b>	<b>14</b>	<b>133</b>

6 (a)



6 (b)

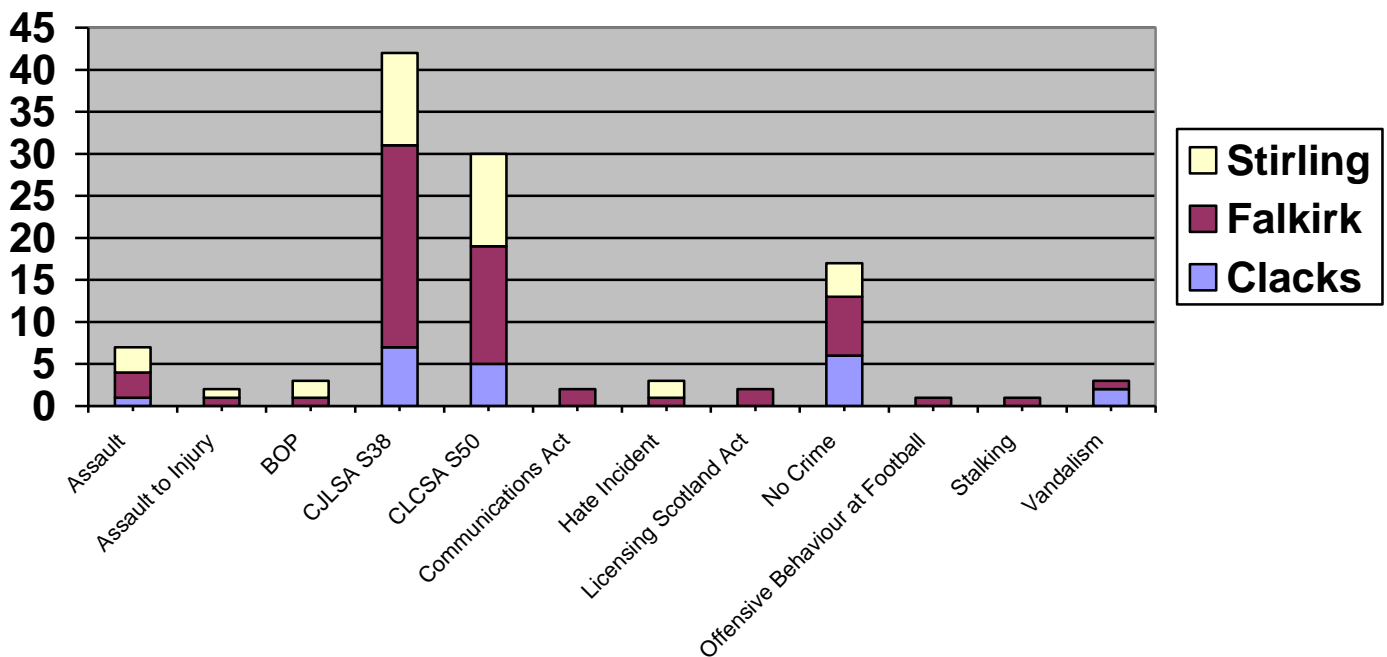
The above tables show that the highest ethnicities of Perpetrators were White Scottish followed by White European. This is a continuing the trend from the previous year's quarter. There is also a fairly high number of unknown perpetrators.



Table 7 (a) and Graph 7 (b) below provides a count of all the crimes types in relation to the Hate Motive.

Crime Type	Area			
	Clacks	Falkirk	Stirling	Grand Total
Assault	1	3	3	7
Assault to injury		1	1	2
Breach of the Peace (BOP)		1	2	3
CJLSA S38	7	24	11	42
CLCSA S50	5	14	11	30
Communications Act		2		2
Hate Incident		1	2	3
Licensing Scotland Act		2		2
No Crime	6	7	4	17
Offensive Behaviour at Football		1		1
Stalking		1		1
Vandalism	2	1		3
<b>Grand Total</b>	<b>21</b>	<b>58</b>	<b>34</b>	<b>113</b>

7 (a)



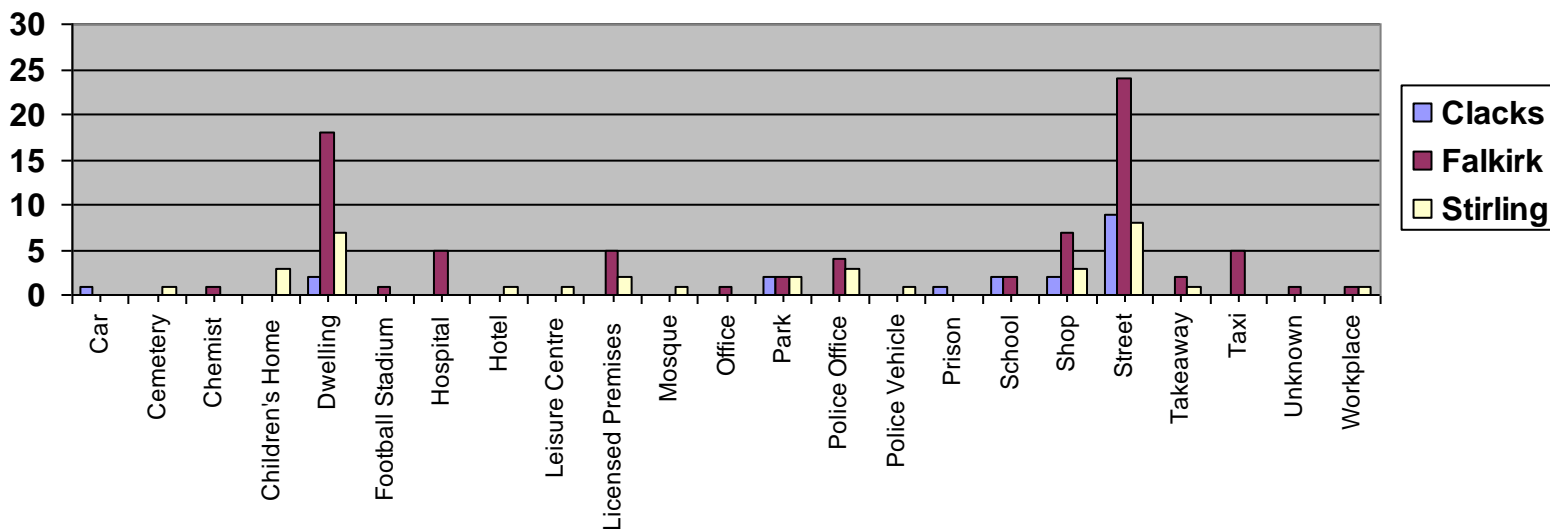
7 (b)

CJLSA S38 (Threatening or Abusive Behaviour) was the most prevalent crime that perpetrators have been charged with. This is following the trend from the previous years quarter. CLCSA S50 (Racially Aggravated Behaviour) is the second highest crime type. If there are two witnesses a S50 charge is libelled, but if there is only one then a CJLSA S38 offence would be libelled.

Table 8 (a) and Graph 8 (b) below shows location of All Hate Incidents Recorded

Locus	Area			Grand Total
	Clacks	Falkirk	Stirling	
Car	1			1
Cemetery			1	1
Chemist		1		1
Children's Home			3	3
Dwelling	2	18	7	27
Football Stadium		1		1
Hospital		5		5
Hotel			1	1
Leisure Centre			1	1
Licensed Premised		5	2	7
Mosque			1	1
Online		1		1
Park	2	2	2	6
Police Office		4	3	7
Police Vehicle			1	1
Prison	1			1
School	2	2		4
Shop	2	7	3	12
Street	9	24	8	30
Takeaway		2	1	3
Taxi		5		5
Unknown		1		1
Workplace		1	1	2
<b>Grand Total</b>	<b>19</b>	<b>68</b>	<b>35</b>	<b>120</b>

8 (a)



8 (b)

On the *street*, closely followed by *dwelling*, is where the majority of incidents seem to occur. This continues the trend compared to the same quarter last year.

### **3. SUMMARY**

From this report, the key notes are:-

- The number of **Hate Incidents** reported in the last quarter has increased by 25 compared to same time last year.
- New hate crimes reported this quarter have been *Race, Religion/Faith & Sexuality and Race & Transgender*. All other incidents increased except for *Disability & Sexuality, Race & Religion/Faith and Sexuality* which stayed the same. *Unreasonable Behaviour* that was reported in the previous quarter was not reported at all this time.
- Detection rate has decreased by 25% from the previous year's quarter.
- The majority of victims state their ethnicity as White Scottish, White (Police) and Pakistani.
- The dominant crime type charge this quarter has been CJSLA 38 (Threatening Behaviour) with CLCSA S50 (Racially Aggravated Behaviour) coming in second. This is the same as the last year's quarter.

### **4. CONCLUSIONS**

In comparison to the corresponding period contained in the MAHRS 2014/15 Hate Crime Report, Central Scotland region somewhat matched the overall trends.

### **5. RECOMMENDATIONS**

Again, whereas it has to be acknowledged the cooperation by the some of the MAHRS partners, it also has to be acknowledged that most partners are submitting no returns. It would also be helpful to include data from British Transport Police (BTP) for incidents in Central Scotland. Although Third Party Reports are being made through the Police Scotland website, Police Scotland is not able to separate reports that are made through Third Party Reporting Centres which makes it hard to identify sources of reports. If this is done it would also make it easy to measure the effectiveness of Third Party Reporting system.

It is widely accepted that Hate Incidents are under reported and it is our responsibility as strategic leads that we continue to collate and record all incidents accurately. This will help us to compile reports that are a true reflection of what is happening on the ground.

Thank you,

**Gillian Currie**

**For and on behalf of Central Scotland Regional Equality Council**

**19<sup>th</sup> September 2016**

## Enclosed Appendix A-D

### Appendix (a) - Count of Hate Crimes (Q1- 2015/2016)

Hate Motive	Area				Grand Total
	Clacks	Falkirk	Stirling	Unknown	
Disability	1	1	5		7
Disability, Sexuality	1	0	0		1
Race	12	29	21		62
Race, Religion/Faith	0	1	0		1
Religion/Faith	4	3	2		9
Sexuality	2	5	7		14
Sexuality, Race	1	1	0		1
Transgender	1	0	1		1
Unreasonable Behaviour	0	1	0		1
<b>Grand Total</b>	<b>20</b>	<b>41</b>	<b>36</b>		<b>97</b>

### Appendix (b) Ethnicity of victims of all Hate Motivated Incidents (Q1 - 2015/2016)

Victims Ethnicity	Victim Gender			Grand Total
	F	M	Unknown	
African	0	3		3
Any mixed ethnic group	1	0		1
Asian	1	7		8
Black Scottish/Black Other	2	2		4
BME (Police)	0	1		1
Caribbean	0	3		3
Chinese	1	0		1
Not Stated	0	2		2
Other Asian	0	1		1
Other White	3	3		6
Other White British	1	1		2
Pakistani	0	10		10
Polish (Police)	0	1		1
Unknown (Police)	0	1		1
White (Police)	2	20		22
White English	1	1		2
White European	6	4		10
White Gypsy/Traveller	1	0		1
White Polish	4	1		5
White Scottish	9	11		20
<b>Grand Total</b>	<b>32</b>	<b>72</b>		<b>104</b>

**Appendix (C) a count of all the crimes types in relation to Hate Motive (Q1 - 2015/2016)**

Crime Type	Area			
	Clacks	Falkirk	Stirling	Grand Total
Assault	1	1	5	7
Assault to injury	0	4	2	6
Breach of the Peace	0	0	1	1
CJLSA S38	13	16	17	46
CLCSA S50	5	16	7	28
Communications Act	0	1	1	2
<b>Grand Total</b>	<b>19</b>	<b>38</b>	<b>33</b>	<b>90</b>

**Appendix (D) Count of Locus (Q1 - 2015/2016)**

Locus	Area				
	Clacks	Falkirk	Stirling	Unknown	Grand Total
Bus	0	1	0		1
Bus Station	0	0	1		1
Café	0	1	0		1
Chemist	0	1	0		1
Church	1	0	0		1
College	0	0	1		1
Dwelling	6	12	7		25
Fast Food Premises	1	0	0		1
Hospital	1	5	1		7
Licensed Premises	0	0	1		1
Park	0	0	2		2
Police Office	1	1	2		4
School	0	2	1		3
Shop	1	1	3		5
Street	9	16	16		41
Takeaway	0	1	0		1
Vehicle	0	0	1		1
<b>Grand Total</b>	<b>20</b>	<b>41</b>	<b>36</b>		<b>97</b>

**- The End -**